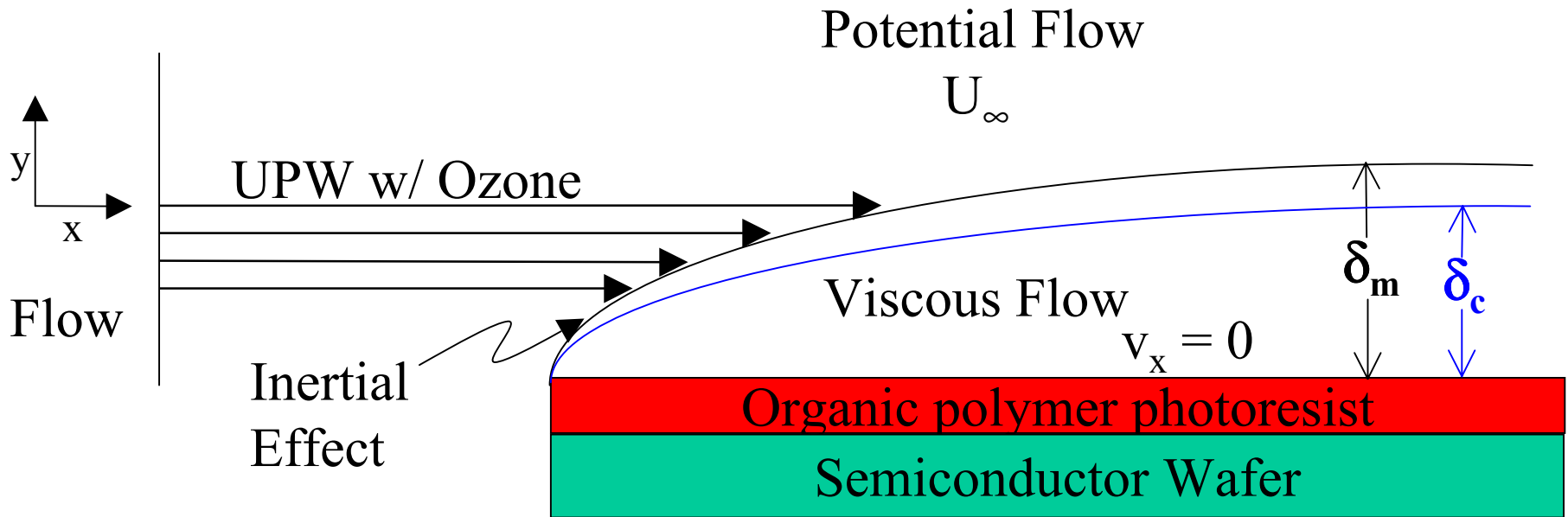


Ozonolysis of Organic Photoresist
Direct or Indirect?
Fundamental Mechanisms

Environmentally Benign Semiconductor
Manufacturing Research Center

October 18, 2001

John DeGenova
University of Arizona-Tucson



Boundary Conditions:

$$\tau_{yx} = -\mu \frac{\delta v_x}{\delta y}$$

@ $x = 0$; $v_x = U_\infty$; for all $y > 0$

@ $y = 0$; $v_x = v_y = 0$; no slip condition

@ $y = \infty$; $v_x = U_\infty$, $v_y = 0$; a flat plate scenario

For Ultrapure Water, the Schmidt number, $Sc \cong 1000 \gg 1$.

Mass Transfer Equations

Continuity Equation:

$$\frac{\delta v_x}{\delta x} + \frac{\delta v_y}{\delta y} = 0$$

Conservation of Momentum:

X momentum;

$$\rho \left[\frac{\delta v_x}{\delta t} + v_x \frac{\delta v_x}{\delta x} + v_y \frac{\delta v_x}{\delta y} \right] = -\frac{dP}{dx} + \mu \left[\frac{\delta^2 v_x}{\delta x^2} + \frac{\delta^2 v_x}{\delta y^2} \right] + \rho g$$

Conservation of Mass:

$$\frac{\delta C_{O_3}}{\delta t} + v_x \frac{\delta C_{O_3}}{\delta x} + v_y \frac{\delta C_{O_3}}{\delta y} = D_{O_3/H_2O} \left[\frac{\delta^2 C_{O_3}}{\delta x^2} + \frac{\delta^2 C_{O_3}}{\delta y^2} \right]$$

These equations can be solved for the Flux of Ozone through the boundary layer, by determining the concentration boundary layer thickness δ_c . This can be determined from a scale analysis relative to the momentum boundary layer thickness δ_m .

Combining the equation of motion with the continuity equation;

$$\text{setting } \eta = y(U_\infty / \mu x)^{1/2} = 5$$

using a boundary layer velocity of $v_{bl} = 0.99 U_\infty$

$$\frac{\delta_m}{x} = \frac{5}{(\text{Re})^{1/2}}$$

For steady state conditions, w/ an incompressible fluid and a steady stream, the x momentum equation can also be simplified to;

$$v_x \frac{\delta v_x}{\delta x} + v_y \frac{\delta v_x}{\delta y} = \nu \frac{\delta^2 v_x}{\delta y^2}$$

Combining this Equation of Motion with the Continuity Equation, for $y \ll \delta_m$, using the combination of variables technique, these equations can be solved to yield;

$$v_x \cong \frac{U_\infty y}{\delta_m}$$

$$v_y \cong \frac{\nu y^2}{\delta_m^3}$$

Very near the plate.

The Conservation of Mass equation simplifies to;

$$v_x \frac{\delta C_{O_3}}{\delta x} + v_y \frac{\delta C_{O_3}}{\delta y} = D_{O_3/H_2O} \frac{\delta^2 C_{O_3}}{\delta y^2}$$

The concentration boundary layer thickness, δ_c , can be estimated from a scale analysis with the momentum boundary layer thickness, δ_m .

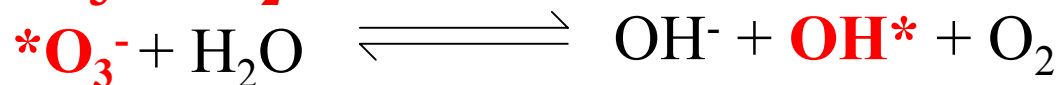
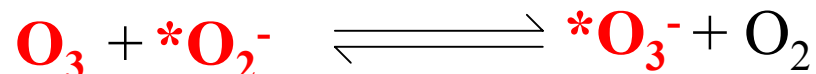
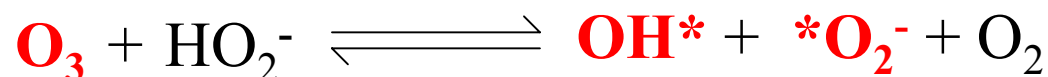
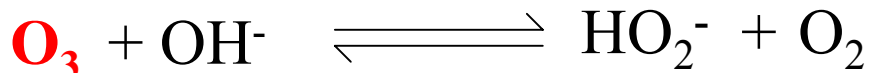
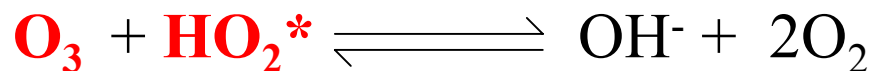
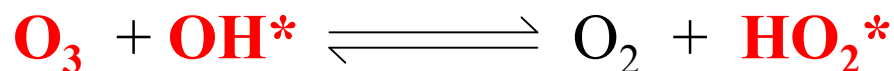
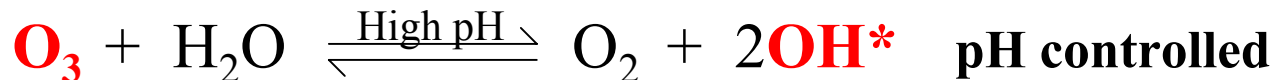
This leads to;

$$\delta_c = \frac{\delta_m}{(Sc)^{1/3}}$$

$$\frac{\delta_c}{x} = \frac{1}{(Re)^{1/2} (Sc)^{1/3}}$$

Ozone Flux: $N_{O_3} = -\frac{D_{O_3/H_2O}}{\delta_c} C_{O_3}$

Ozone/Water Chemistry



Published data indicates oxidation of 10 - 25% of C bonds in PR.

Industry adds radical scavengers to suppress radical reactions.

Radicals are superior oxidizing agents relative to ozone.

O₃ will not attack C–C single bonds, radicals will.

Can the radicals be used to oxidize the PR?

Plans:

Selectively form radical at wafer surface, not in bulk sol'n.

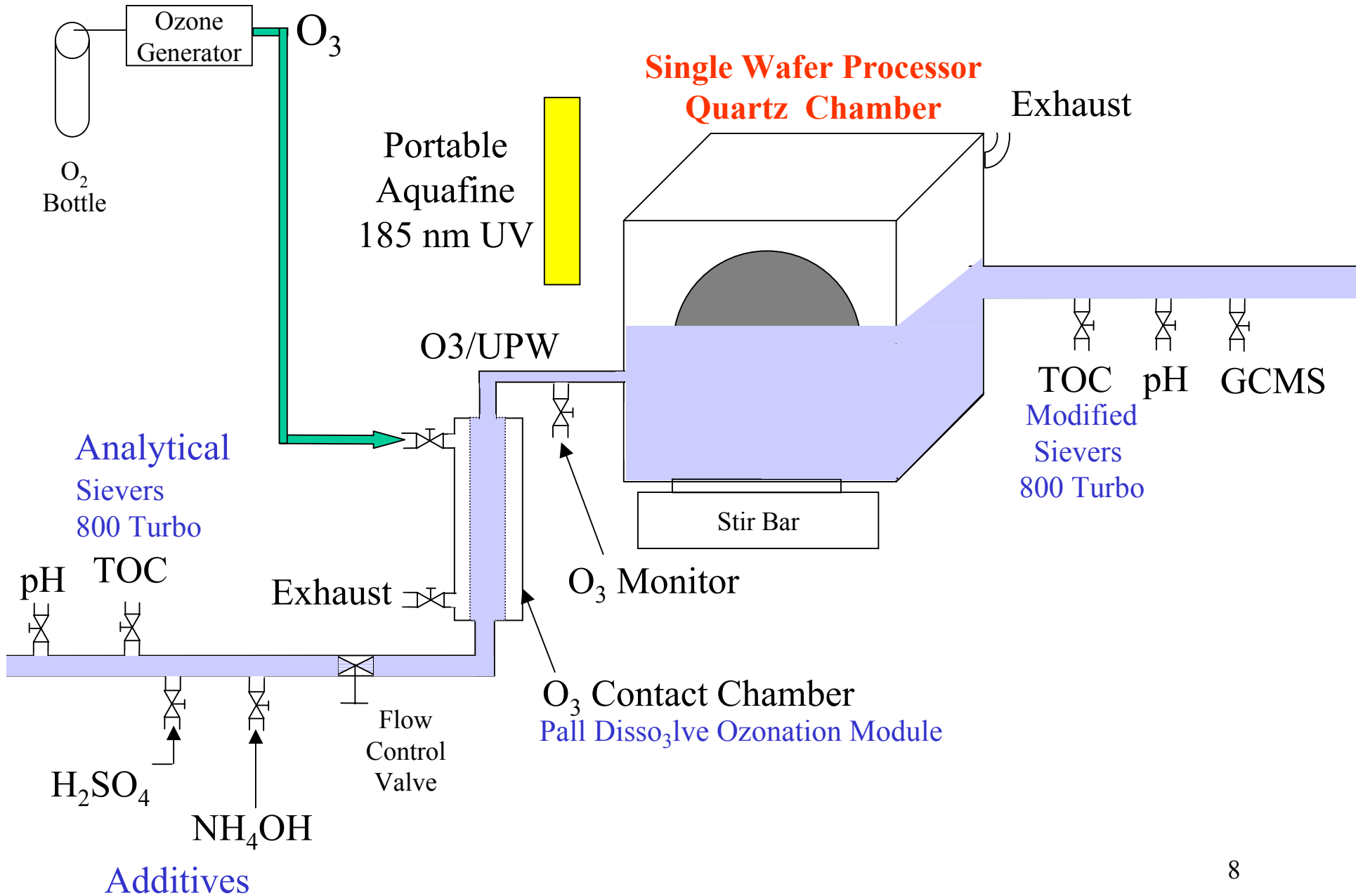
Form high pH/OH environment on wafer surface,

Apply O₃/UPW at low pH with acid prefeed,

Generate radicals near organics in boundary layer.

Model mass transfer/kinetics.

Experimental Setup

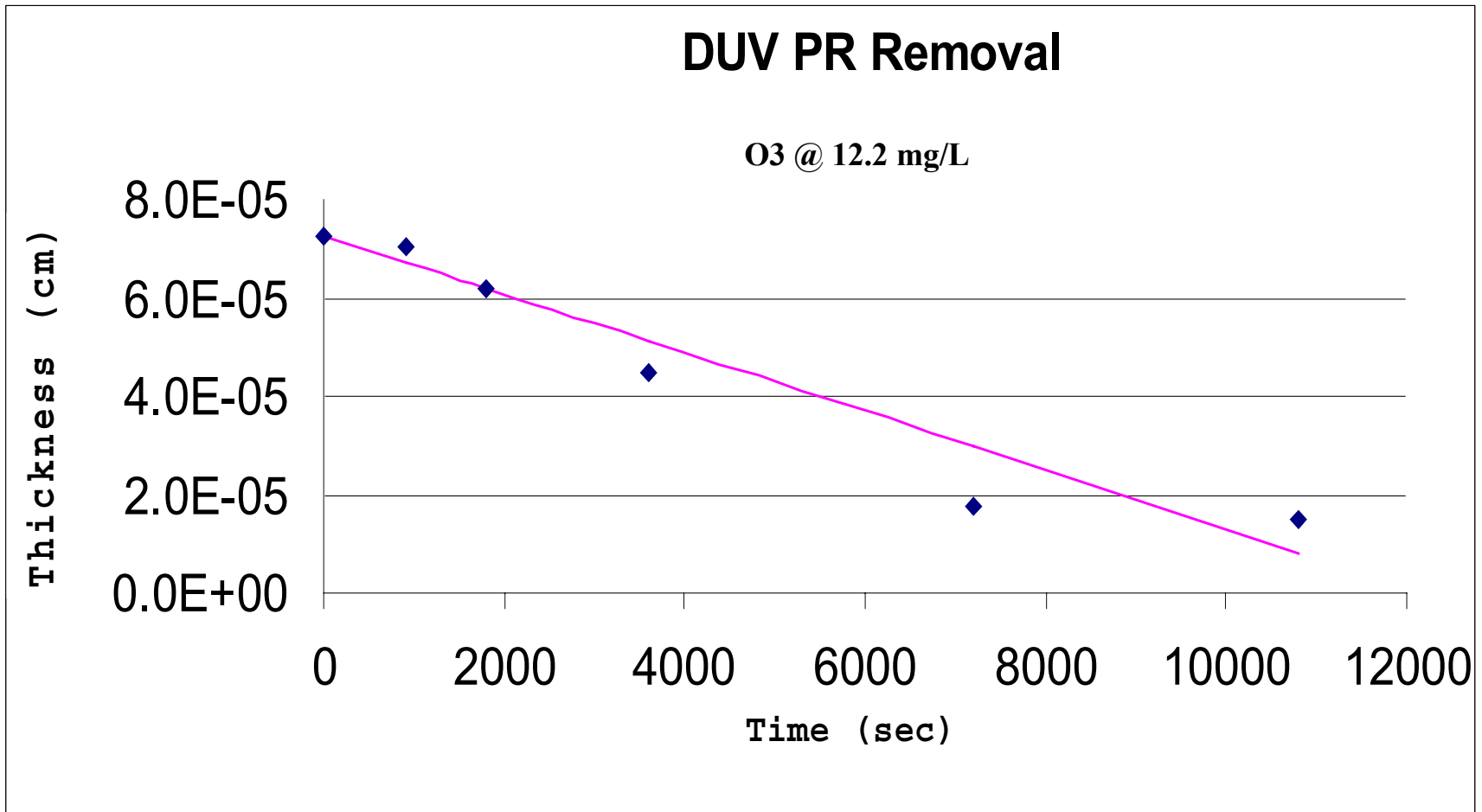


Quartz Tank Reactor



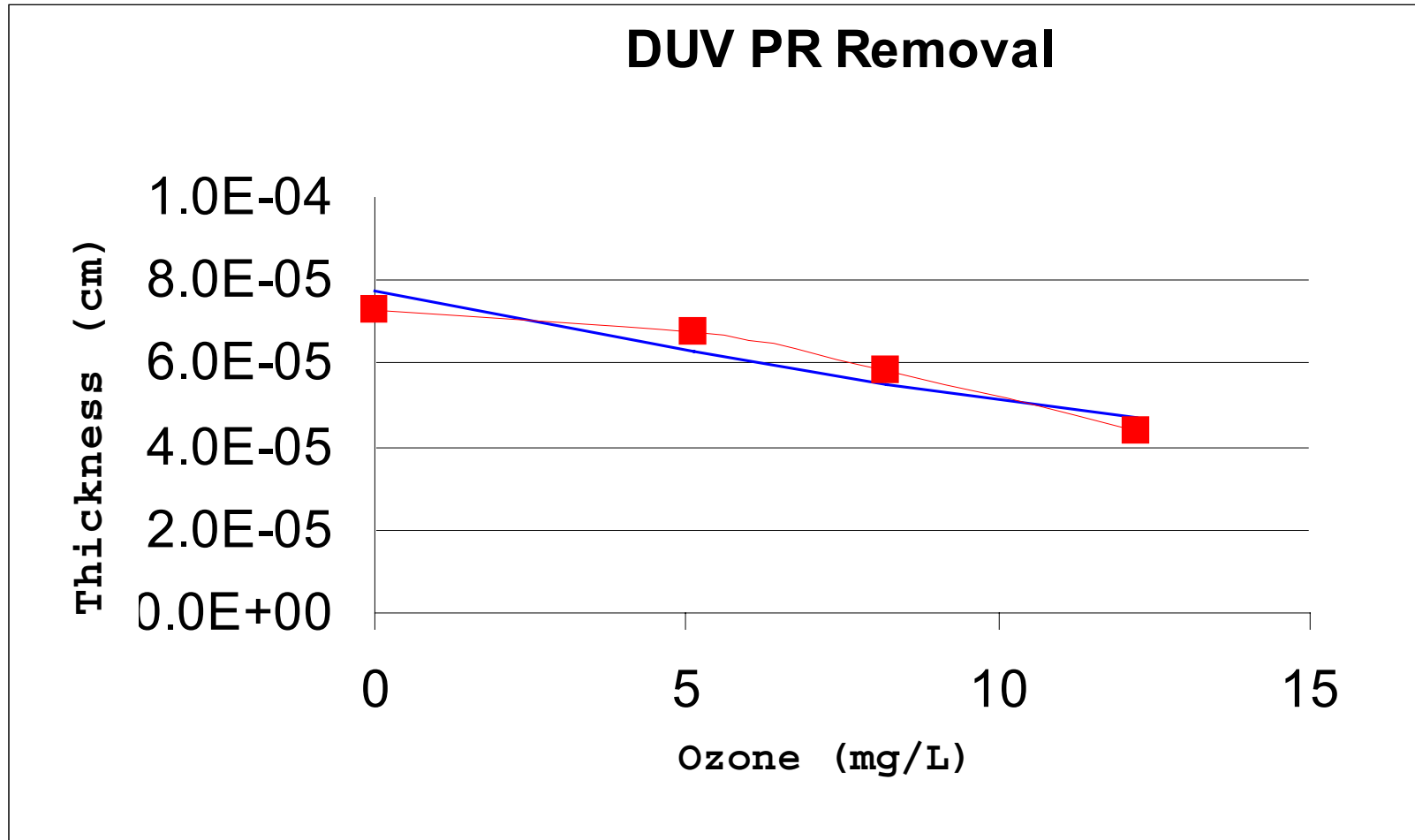
| # | Wafer Pretreatment | | | | | | | | | UPW Pretreatment | | | Treatments | | | | | | |
|----|--------------------|-----------|------------------------|-----------------------|---------------------|---------------------|----------------------|------------------------|------------------------|------------------|-------------------|----------------------------|-----------------------|-------------------------------|--------------------------|-----------|--------------------|-----------------|----------|
| | Broad UV | 185 nm UV | 2.38% TMAH Soak 30 min | 28% NH4OH Soak 30 min | 10% NaOH Soak 1 sec | 1% NaOH Soak 30 min | 10% H2O2 Soak 30 min | 100% Acetic Acid 1 sec | 12% Acetic Acid 30 min | pH 2-3 w/ H2SO4 | pH 10-11 w/ NH4OH | 28% H2O2 1mL/min to 1L/min | Quiescent O3/UPW Bath | O3/UPW Sprayed Onto Dry Wafer | O3/UPW Flowing (1 L/min) | O3 (mg/L) | UV-UPW-O3 (1L/min) | UV-H2O (1L/min) | Stir Bar |
| 1 | | | | | | | | | | | | | | | | 8.1 | | | |
| 2 | | | | | | | | | | | | | | | | 8.1 | | | |
| 3 | | | | | | | | | | | | | | | | 12.1 | | | |
| 4 | | | | | | | | | | | | | | | | 12.1 | | | 7 |
| 5 | | | | | | | | | | | | | | | | 12.1 | | | 7 |
| 6 | | | | | | | | | | | | | | | | 12.1 | | | 7 |
| 7 | | | | | | | | | | | | | | | | 12.1 | | | 7 |
| 8 | | | | | | | | | | | | | | | | 12.1 | | | 7 |
| 9 | | | | | | | | | | | | | | | | 16.4 | | | 7 |
| 10 | | | | | | | | | | | | | | | | 16.4 | | | 7 |
| 11 | | | | | | | | | | | | | | | | 0.0 | | | |
| 12 | | | | | | | | | | | | | | | | 16.4 | | | 7 |
| 13 | | | | | | | | | | | | | | | | 8.2 | | | 7 |
| 14 | | | | | | | | | | | | | | | | | | | 7 |
| 16 | | | | | | | | | | | | | | | | 16.4 | | | 7 |
| 17 | | | | | | | | | | | | | | | | 16.8 | | | 7 |
| 18 | | | | | | | | | | | | | | | | 9.2 | | | 7 |
| 19 | | | | | | | | | | | | | | | | 0.0 | | | 0 |
| 20 | | | | | | | | | | | | | | | | 8.1 | | | 7 |
| 21 | | | | | | | | | | | | | | | | 8.1 | | | 7 |
| 22 | | | | | | | | | | | | | | | | 1.1 | | | |
| 23 | | | | | | | | | | | | | | | | 0.9 | | | |
| 24 | | | | | | | | | | | | | | | | | | | 7 |
| 25 | | | | | | | | | | | | | | | | 12.2 | | | 7 |
| 26 | | | | | | | | | | | | | | | | 3.9 | | | |
| 27 | | | | | | | | | | | | | | | | 3.4 | | | |
| 28 | | | | | | | | | | | | | | | | 2.8 | | | |
| 29 | | | | | | | | | | | | | | | | 2.2 | | | 7 |
| 30 | | | | | | | | | | | | | | | | 5.1 | | | |
| 31 | | | | | | | | | | | | | | | | 8.2 | | | |
| 32 | | | | | | | | | | | | | | | | 12.2 | | | |
| 33 | | | | | | | | | | | | | | | | 12.2 | | | |
| 34 | | | | | | | | | | | | | | | | 12.2 | | | |
| 35 | | | | | | | | | | | | | | | | 12.2 | | | |
| 36 | | | | | | | | | | | | | | | | 12.2 | | | |
| 37 | | | | | | | | | | | | | | | | 12.2 | | | |
| 38 | | | | | | | | | | | | | | | | 12.2 | | | |
| 39 | | | | | | | | | | | | | | | | 12.2 | | | |
| 40 | | | | | | | | | | | | | | | | 12.2 | | | |

DUV PR Removal Rates Initial Thickness vs Time



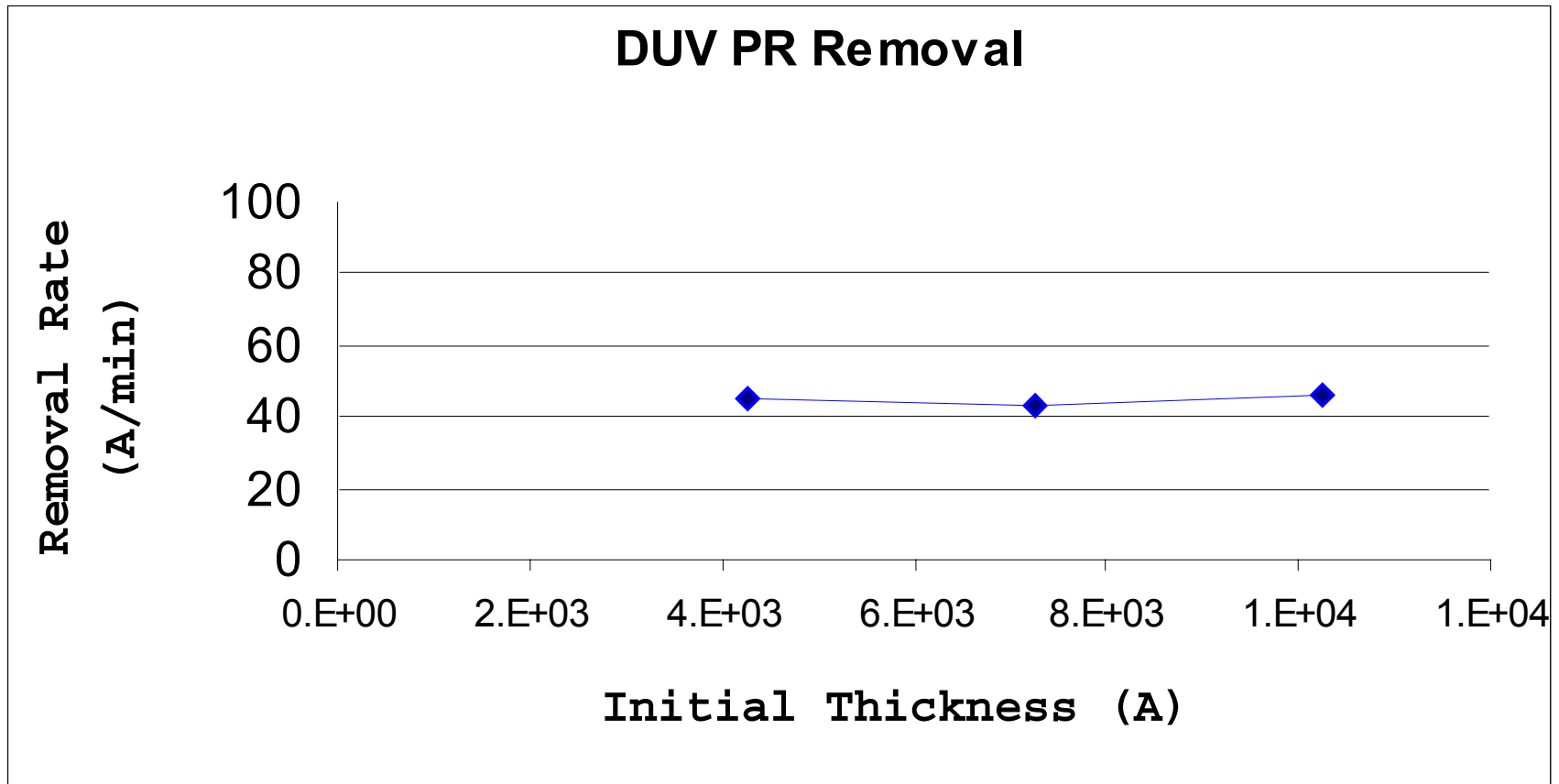
DUV PR Removal Rates

Final Thickness vs O₃ Concentration



DUV PR Removal Rates

Removal Rate vs. Initial Thickness




Spray Tank Set UP

Sprayer

Wafer at 45' Angle

PR Bubble
Forming

Water
Level




Wet Wafer After processing


Bottom of PR
Removal edge.
Bubble formed
Full of Water.
Bubble open
on top

PR Removal
Area

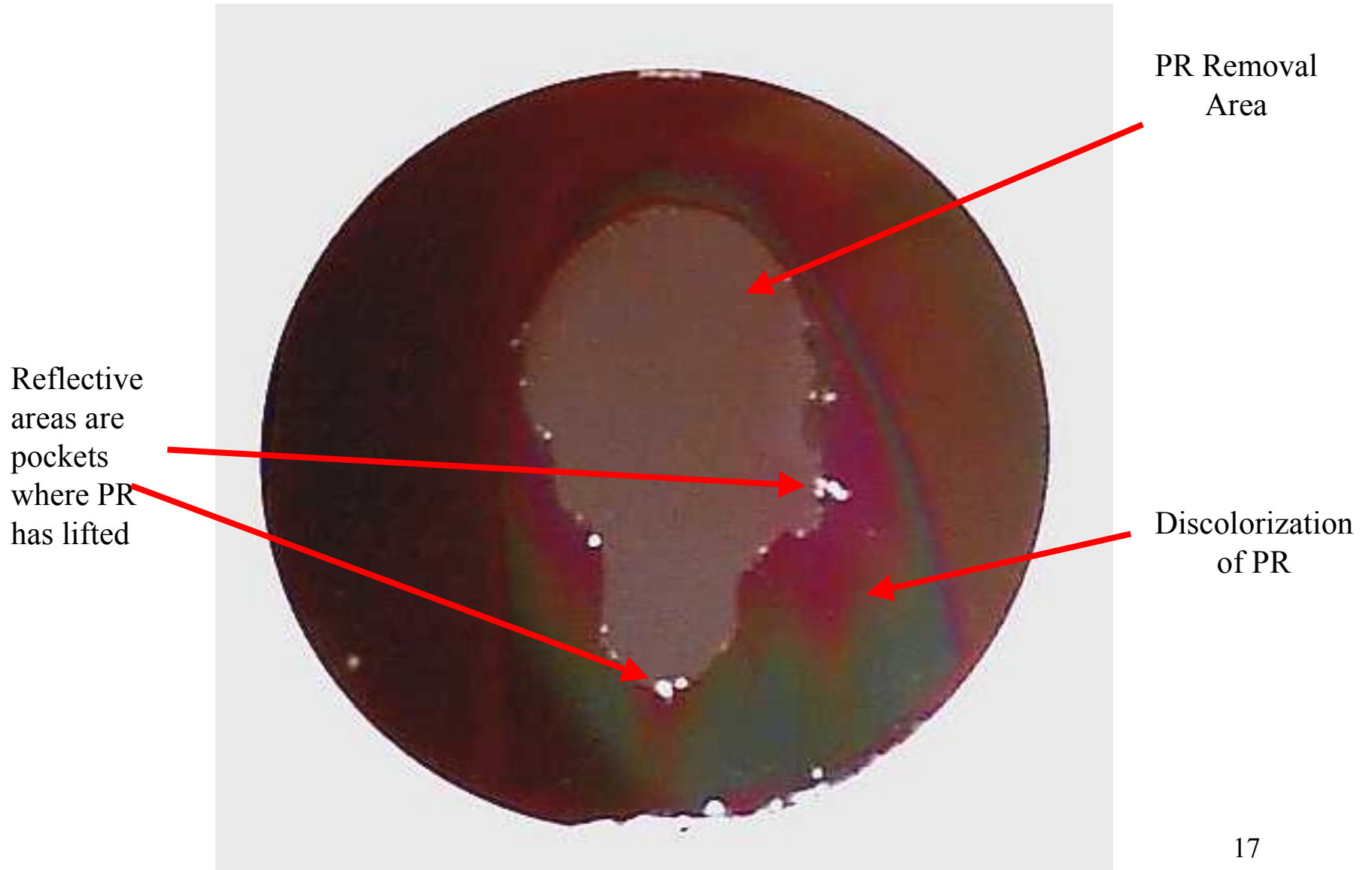
Reflective
Water
Beads up
On PR
Coated
Areas



Wet Wafer after processing Side View



Dry Wafer after processing




Expanded Area


Complete Removal
Of PR in this area

PR Removal
Edge

PR Follicle
Lifting Off



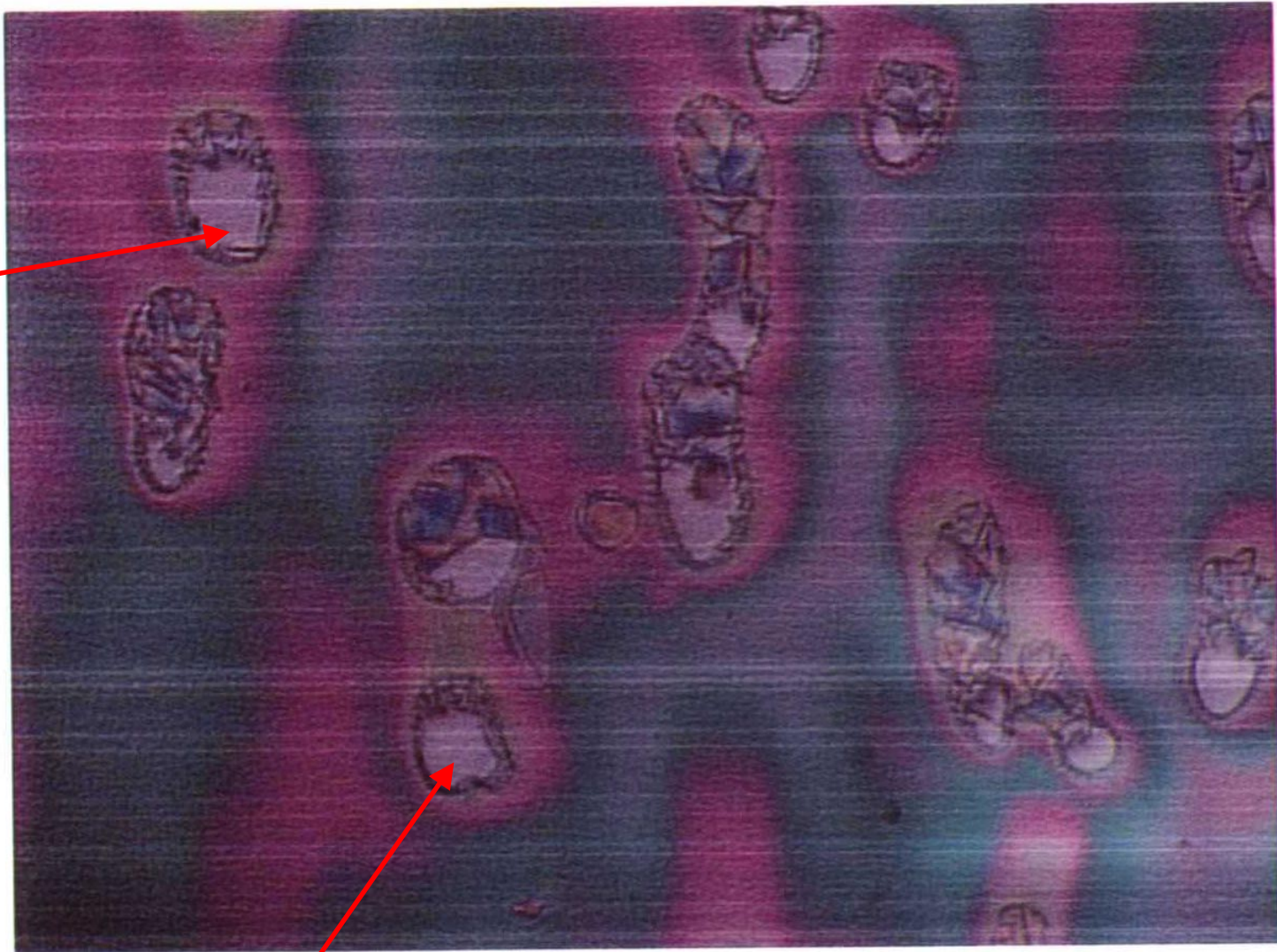
Experimental Setup



Bubble Formation PR Oxidation


Top of Wafer

Bubble
location

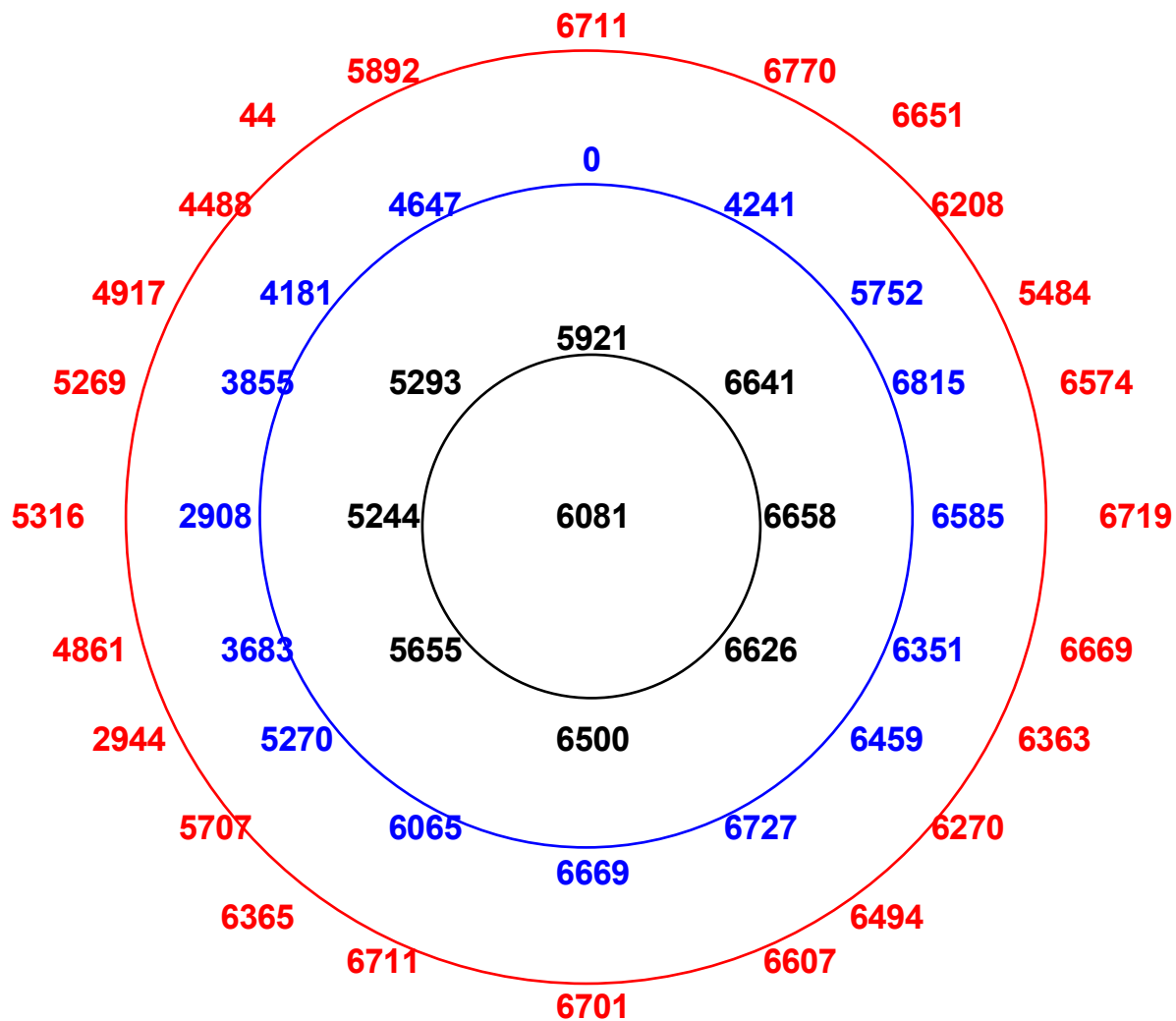


Bubble location

Expanded Bubble Area



Wafer 6




Left Average = 4729
Rate 42

Right Average = 6365
Rate 15

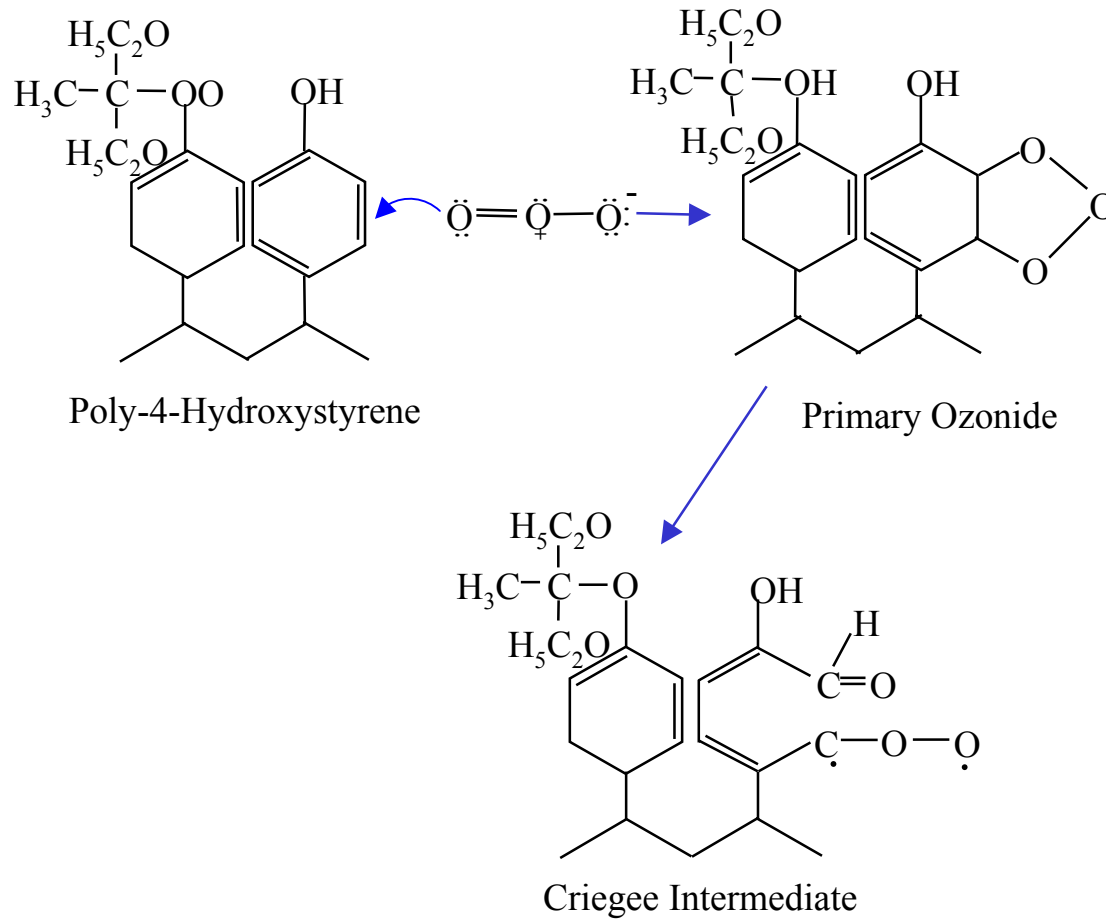
Average = 5542
Rate 29

Broad UV, 2.38% NH₄OH, O₃/UPW

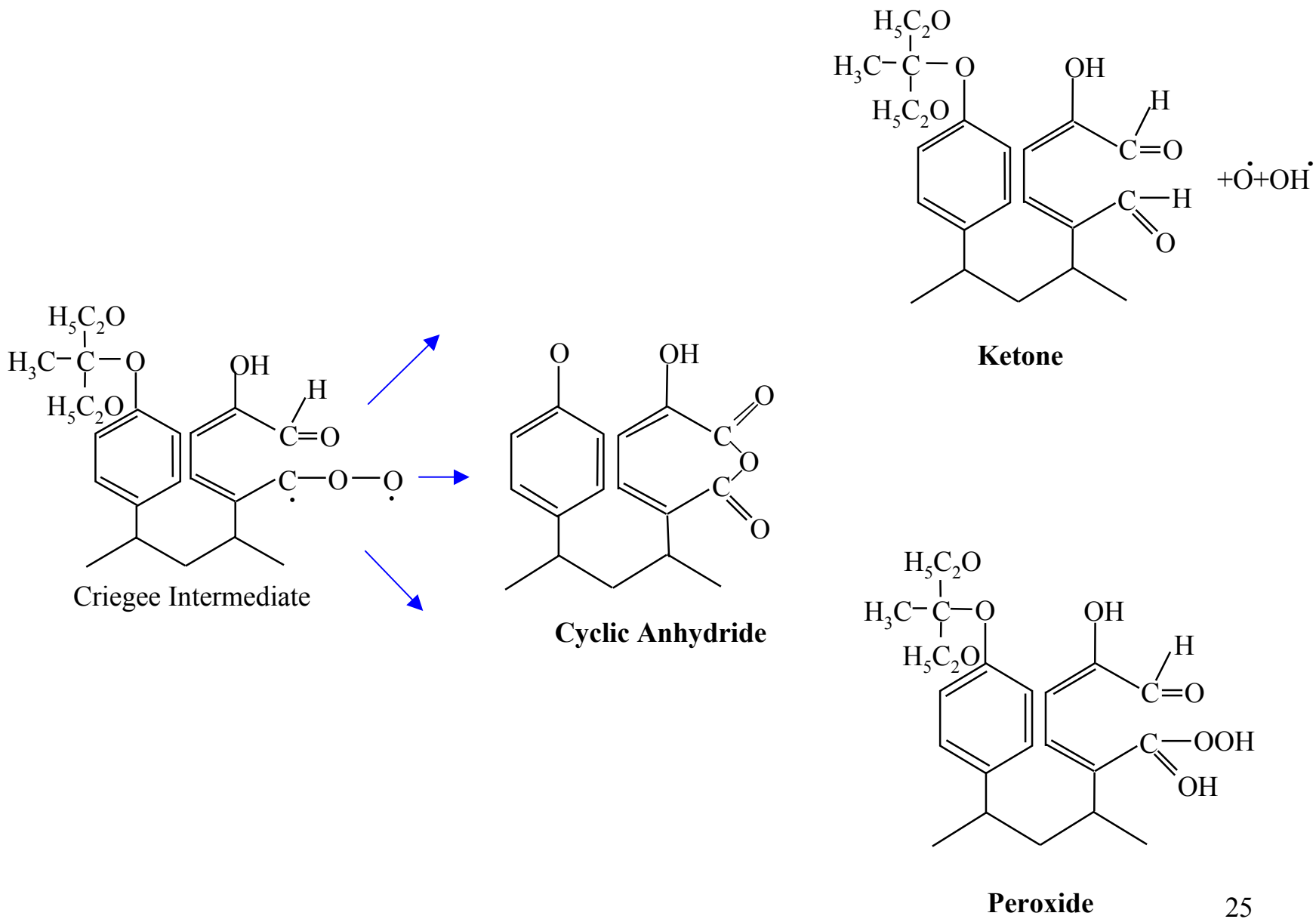


Ozone attack on PHS

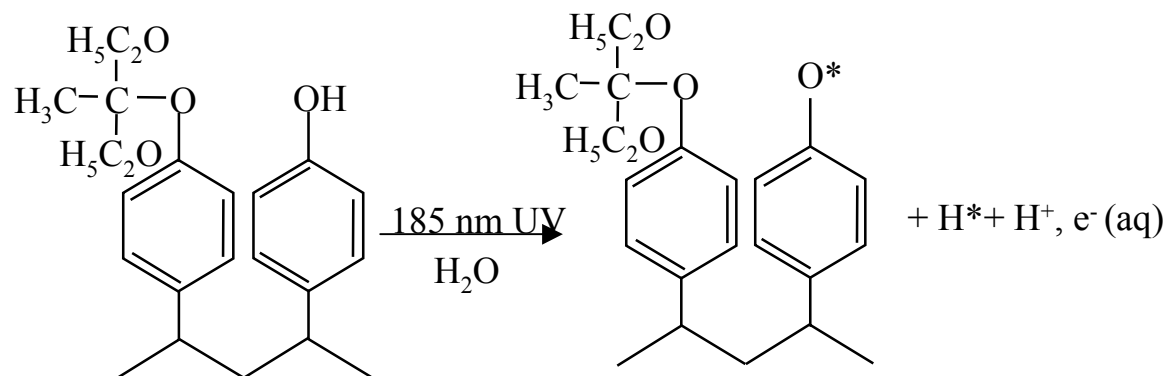
Criegee Intermediate Formation



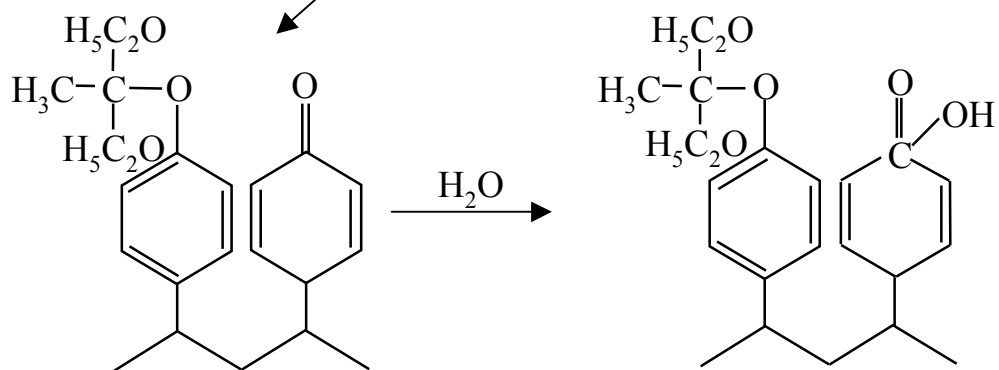
Ozone attack on PHS: Ketone, Anhydride, Peroxides



Hydroxyl Radical Attack; Carboxylic Acid Formation

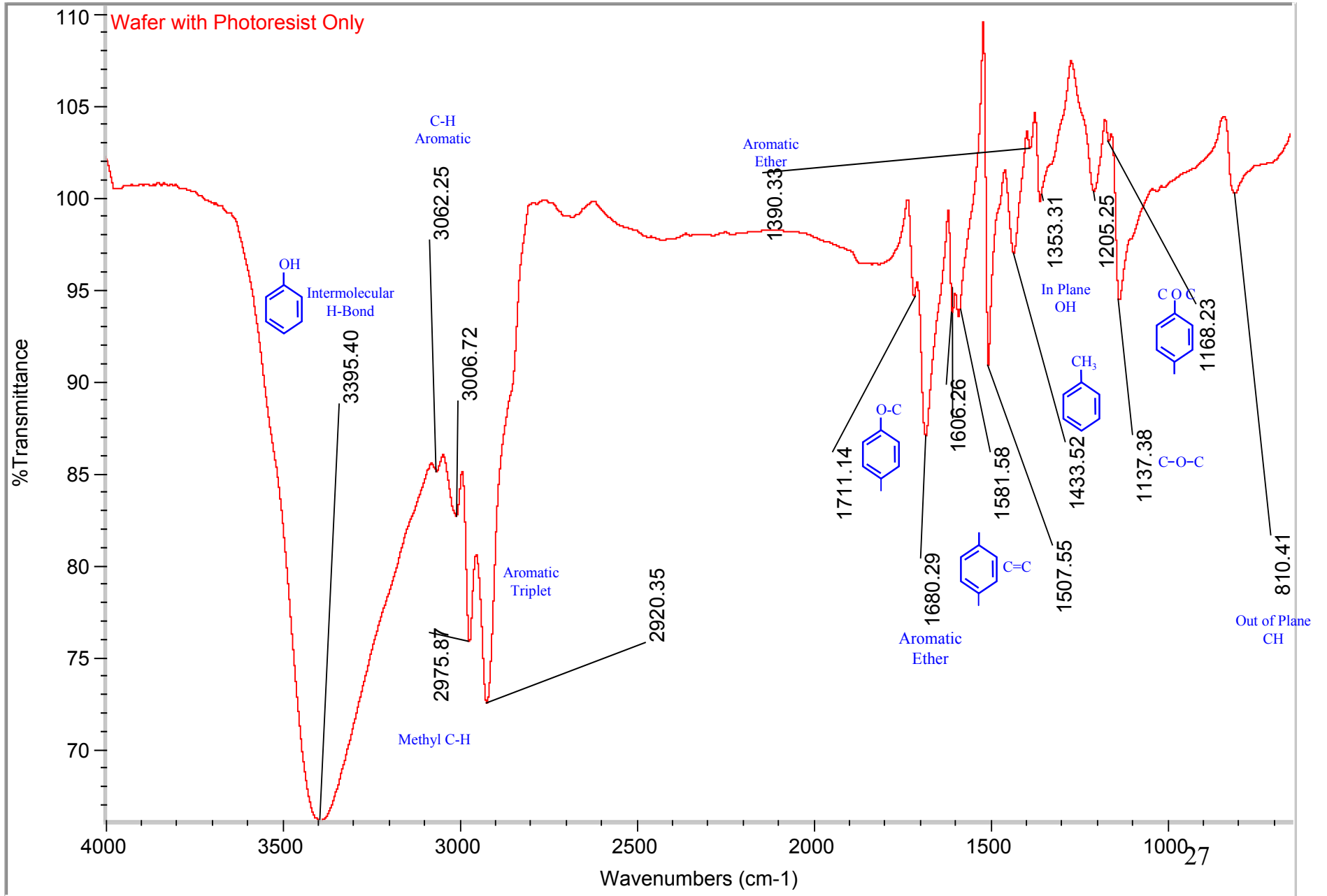


Poly-4-Hydroxystyrene

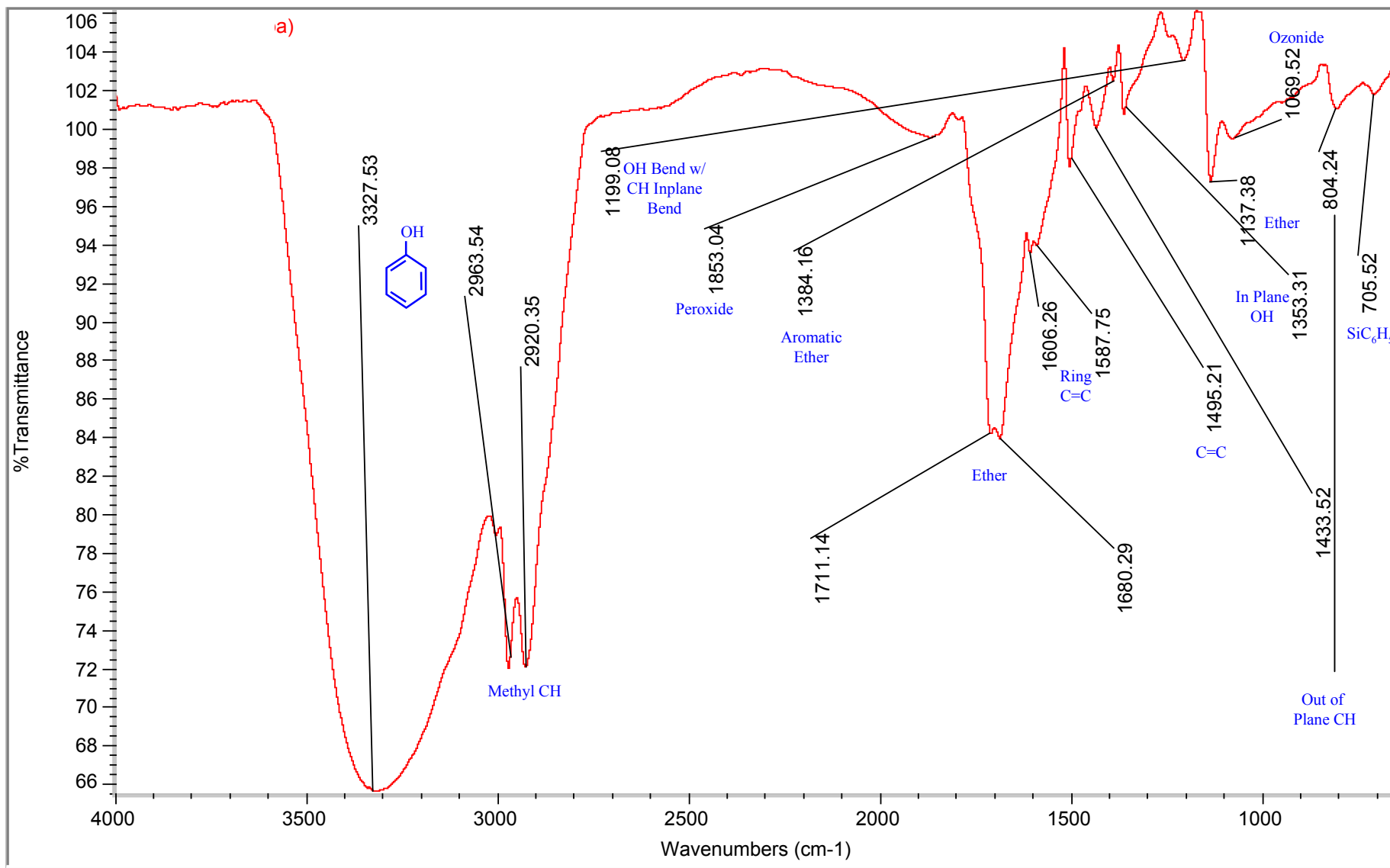


Carboxylic Acid

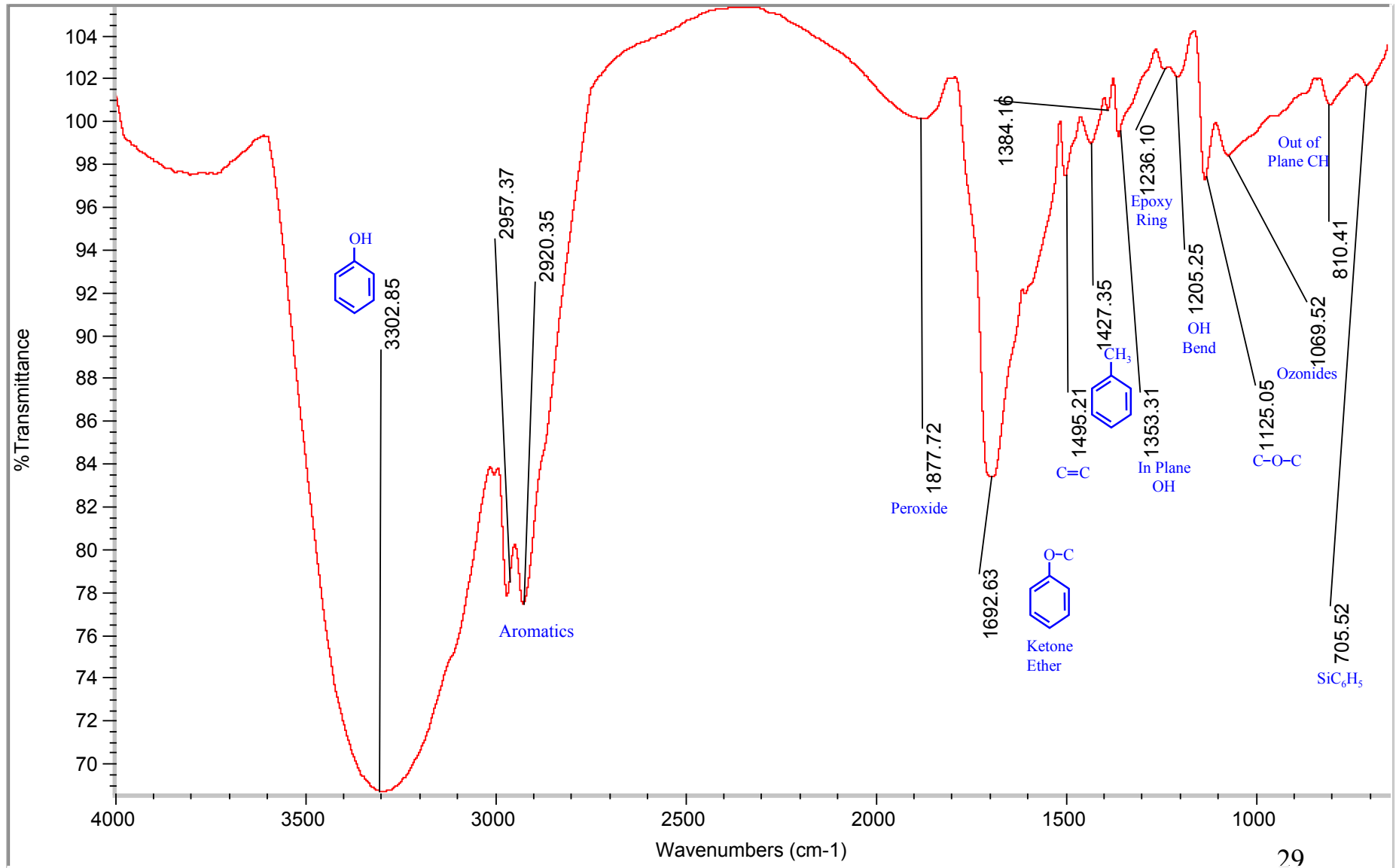
Control Wafer



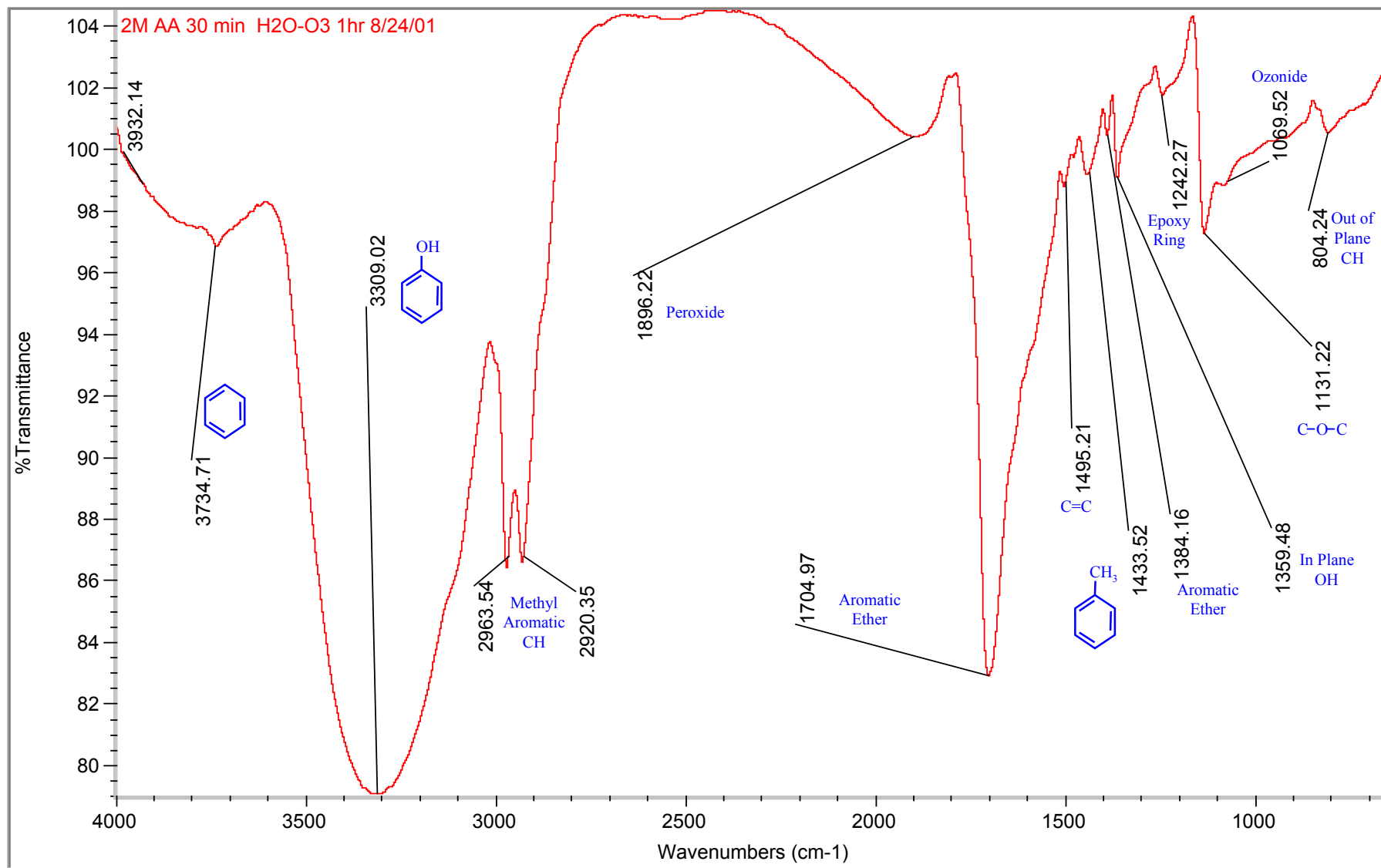
UPW/O₃ Only



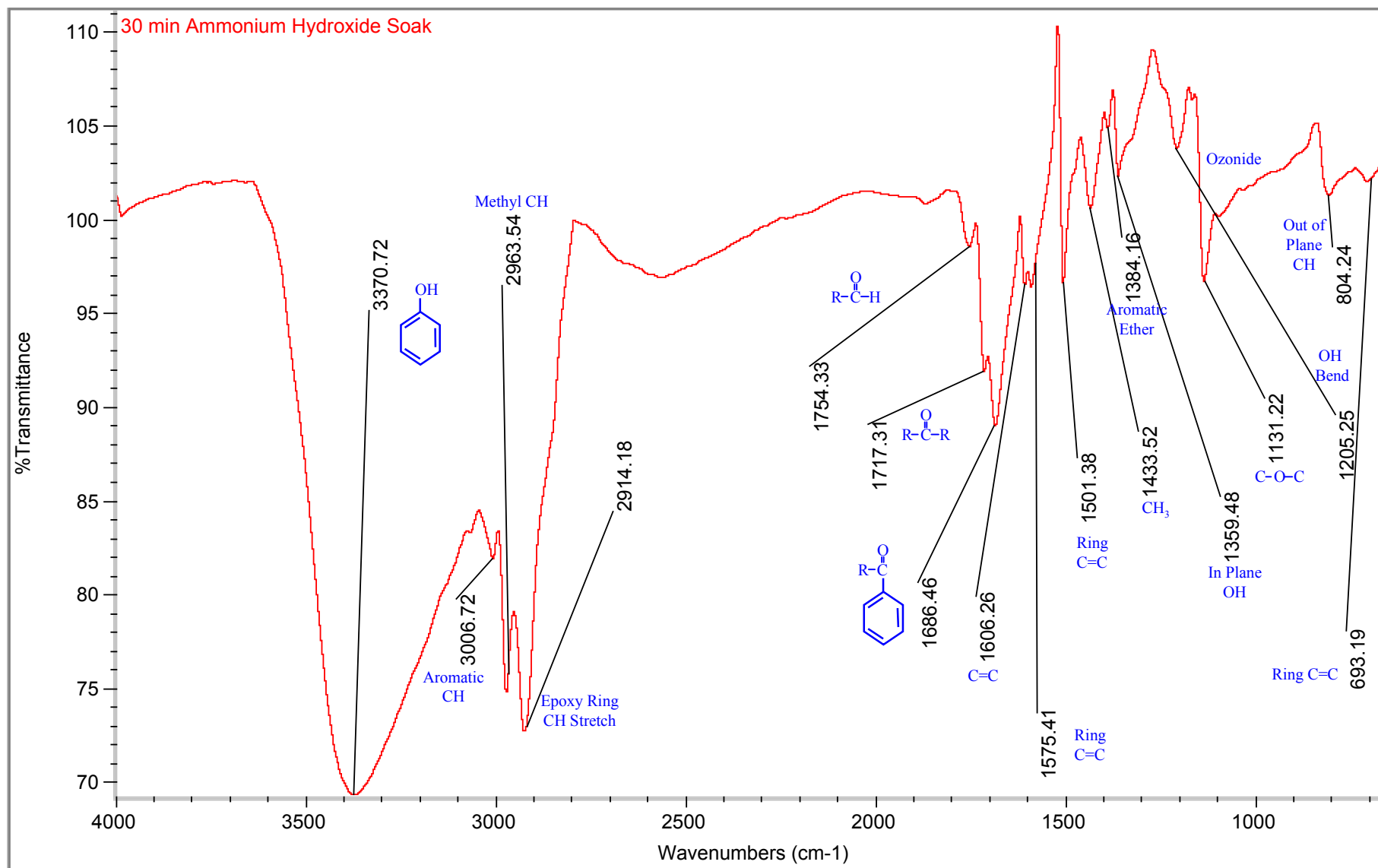
UV Wafer Pretreatment with O₃/UPW



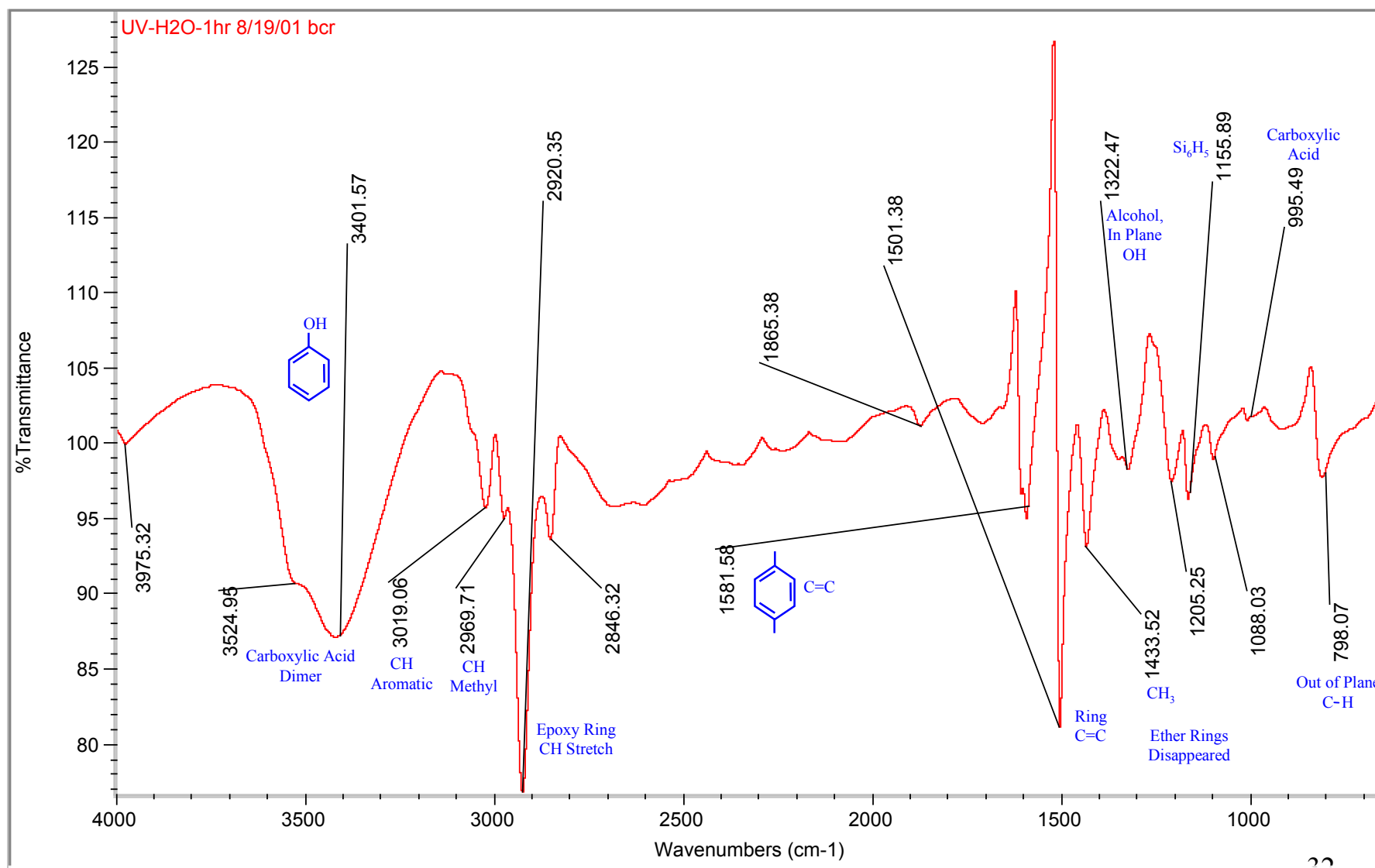
Acetic Acid Pretreatment, UPW/O₃



NH₄OH Pretreatment, UPW/O₃



UV with H₂O Only



Future Research Plans

- Fluoresce OH* radicals with Thiamine, measure with spectrophotometer.
- Follow oxidation reaction with time using FTIR to track changes.
- Coat Quartz wafers with DUV Photoresist, direct UV light thru quartz to underside of Photoresist.
- Quantify bubble effect through surface image analysis.
- Quantify oxidation via radical/ozone mechanism.

Acknowledgements

Professor Farhang Shadman

EBSM Students

Pall Filter Corporation

Aquafine

Sievers